



GameOfficials
How-To Guide for:

NISL Officials

Important NISL/GameOfficials Info:

- NISL owns the information related to **Northern Illinois Soccer League [Group 1444]** in GameOfficials. NISL manages the access and permissions for its users.
- NISL oversees which clubs participate with game assignments in GameOfficials. NISL also manages which assignors are responsible for each club. Please contact NISL if you have any questions on clubs or their assignors.
- This **“GameOfficials How-To Guide for NISL Official”** is geared towards brand new users of the GameOfficials software. Current users familiar with GameOfficials can also benefit in reviewing this guide for info on where to find key information related to NISL’s setup in GameOfficials.
- For questions related to game assignments and availability in GameOfficials, please contact your Assignor (see **“[Contact your Assignor for Help](#)”** section below).
- For NISL-related inquiries, referee payments, and GameOfficials access, please contact Philip Richardson at **philip@chicagosoccer.com**.
- For GameOfficials software information and technical support, please contact GameOfficials Support at **gosupport@gameofficials.net**.

How-To Guide Sections:

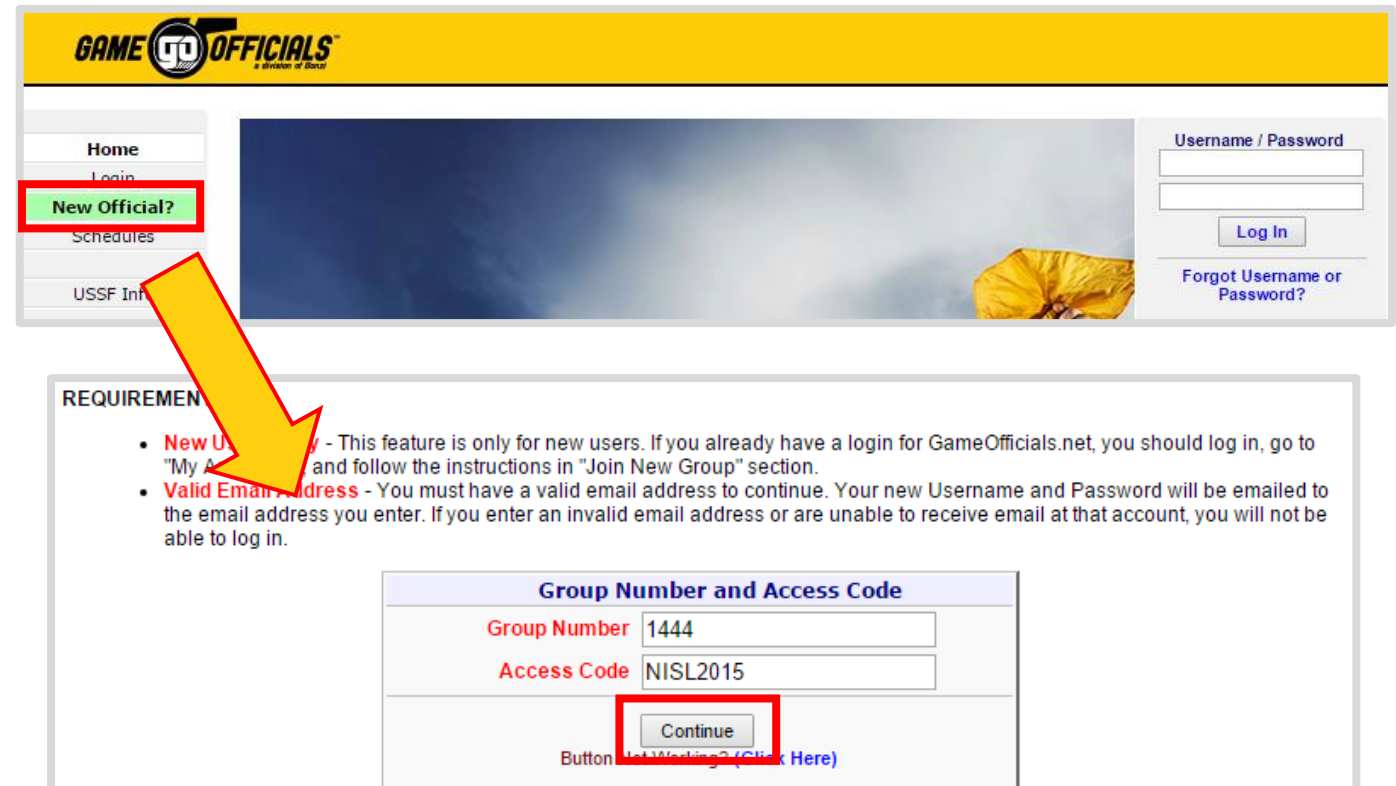
Click on the links in **blue** below to jump to their respective page. Each section will have a (↑) icon in the upper right hand corner that you can click on in order to return here, the “How-To Guide Sections” page.

- How to Login: [as a New User](#) or [as a Current User](#)
- [Update your Personal Info](#)
- [Add Your Availability](#)
- [Choose your Club\(s\) and Assignor\(s\)](#)
- Accept or Decline Game Assignments: [by Email](#), [by Text Message](#) or [by Logging in](#)
- [Adding a Game Score](#)
- [Contact your Assignor for Help](#)
- [NISL Payments to Officials](#)
- [Setup a Pay Method in GoPay](#)

How to Login: New Users

A **New User** means you do not have an account anywhere with www.gameofficials.net. Please follow these instructions to setup a username and password so you can get setup with GameOfficials.

- 1) Go to www.gameofficials.net
- 2) Click on **New Official?**
- 3) In the **Group Number** and **Access Code** text boxes, NISL officials can use:
 - Group Number = **1444**
 - Access Code = **NISL2015**
- 4) Click **Continue**



The screenshot shows the GameOfficials.net website interface. The top navigation bar includes links for Home, Login, **New Official?** (highlighted with a red box), Schedules, and USSF Info. A large yellow arrow points from the 'New Official?' link to the registration form below. The form is titled 'REQUIREMENTS' and contains the following text:

- **New User Only** - This feature is only for new users. If you already have a login for GameOfficials.net, you should log in, go to "My Account" and follow the instructions in "Join New Group" section.
- **Valid Email Address** - You must have a valid email address to continue. Your new Username and Password will be emailed to the email address you enter. If you enter an invalid email address or are unable to receive email at that account, you will not be able to log in.

Below the requirements is a form titled 'Group Number and Access Code' with the following fields:

Group Number and Access Code	
Group Number	1444
Access Code	NISL2015

At the bottom of the form is a 'Continue' button, which is also highlighted with a red box. Below the button, there is a link: 'Button Not Working? (Click Here)'



(Cont...) How to Login: New Users

- 5) Fill in your new account details: **Name, Email address, Username and Password**, etc.
- 6) Click **Save (Create New Account)**.
- 7) If your account was created successfully, you will see a popup window to confirm that you have created an account. Click **OK** on the popup. You will also receive a “Welcome” email from GameOfficials.
- 8) You can now login with your username and password at www.gameofficials.net.

NEW USER SIGNUP
A confirmation email will be sent to the address you enter below. (Fields in red are required)

If you are signing up someone else (a child or dependent),
enter their Name and Date of Birth below, not yours.

Login Information For
NISL: Northern Illinois Soccer League Cancel and return to Login page

New Official's Name

First Middle Last
Display Name (Ex. "Chuck Smith" instead of "Charles Smith")

First Last


Date Of Birth (M/D/YYYY) [Why do I have to enter my Date of Birth?](#)

Email Address

Confirm Email

Username * (4 - 50 characters)

Password * Confirm Pwd (4 - 15 characters)



Security Questions For Future Password Assistance

By selecting 3 security questions below, you will be able to reset your password if you forget it and are unable to reset it using the Reset Password function. To participate, you must select 3 questions from the list below and provide an answer in the box next to each question.

If you choose not to participate, you will need to contact your assignor or group administrator if you are unable to reset your password in the future. You can change/answer these questions and answers at any time from the Change Identity link.

I Do Not Want to Complete the Security Questions
I will contact My Assignor or Group Admin for assistance if I am unable to reset my password in the future

Terms of Service Current Version: 2006.0301

Bonzi Technology, Inc Terms of Service for Your Personal Use of GameOfficials.net

By using Bonzi Technology, Inc's products or other PAS services, such as GameOfficials.net ("PAS Services"), you agree to be bound by the following terms and conditions (the "Terms of Service").

[Printable Version](#)

Personal Use Only

The BONZI Services are made available for your personal, non-commercial use only. You may not use the BONZI Services to sell a product or service, or to increase traffic to your Web site for commercial reasons, such as advertising sales. You may not take the results from a BONZI report or page and reformat and display them, or mirror any BONZI page on your Web site without written permission from BONZI. If you want to make commercial use of the BONZI Services, you must enter into an agreement with BONZI to do so in advance. Please contact us for more information.


I Agree With These Terms (Required)

SAVE (Create New Account)

How to Login: Current Users

A **Current User** means you already have an account with www.gameofficials.net. Please follow these instructions to setup with NISL [Group 1444] in GameOfficials.

- 1) Go to www.gameofficials.net
- 2) Under **Username / Password**, type in your username and password.
- 3) Click **Log In**
- 4) Go to **Personal Info > My Assignors**




- 5) On the **My Assignors** page, click **Show** for **Join New Group**
- 6) Enter the **Group/Assignor Number** and **Group Access Code**
 - For Group / Assignor Number: **1444**
 - For Group Access Code: **NISL2015**
- 7) Click on **Join Group**

(Cont...) How to Login: Current Users


- 7) If you were able to join the group, you will see a popup window that says you were added to the NISL group. Click **OK** on the popup.
- 8) Now, to get logged in to the NISL group, click **Change Identity**.
- 9) On the **Change Identity** page, click **Switch** as an **Official** next to **NISL: Northern Illinois Soccer League [Group 1444]**, and you're done!

	Group	Assignor(s)
Current	Bonzi Training Group: Bonzi Training Group 13 New Games	View
Switch	NISL: Northern Illinois Soccer League	View



Bonzi Training Group [Group 1329]


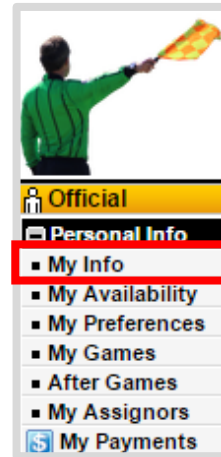
• Home • **Change Identity** • Support



Assignment System Identities				
	Num	Group	Type	Full Name
Current	1329	Bonzi Training Group	Official	Bonzi Training Group
Switch	1444	NISL	Official	Northern Illinois Soccer League

Update your Personal Info:

- 1) Login at www.gameofficials.net
- 2) Go to **Personal Info > My Info**
- 3) Under **User Information** and **Contact Information**, you can update your personal details, address, phone numbers and email addresses.
- 4) Check the box for **Private** if you do not want to not share with other **officials** at NISL. Your **Assignor** can still see your contact info, whether marked as Private or not.
- 5) Check the box for **Auto Emails** if you want to receive automated email notifications from NISL/GameOfficials to this email address (new game assignment, game cancelled, etc.)



• USERS MAINTENANCE •

User Information Name, DOB, SSN

Full Name JANE JONES (If Full Name is not correct, [contact an admin](#) for assistance)

Display First JANE Last JONES

Date Of Birth 1/1/1980 (Contact your Group Admin if incorrect)
(Why is Date of Birth required?)

Gender Male Female Organization, Team, etc.

Personal Photo

(Hint Move your cursor over the photo on the right to view full size)

No Photo Available

Contact Information Address, Phone, Email

Address 1 12345 SW MAIN ST Private * (All Address Info)

Address 2

City PORTLAND

State OR Zip 12345

Phone 1 (555) 555-5555 Cell * Private *

Phone 2 - Select - Private *

Phone 3 - Select - Private *

Phone 4 - Select - Private *

Email 1 email@email.com Auto emails ** Private *

Email 2 momanddad@email.com Auto emails ** Private *

Email 3 Auto emails ** Private *



(Cont...) Update your Personal Info:

- 6) Under **Emergency Contact Information** you add who NISL/your assignor should contact in case of an emergency.
- 7) Under **Cell / Email Notices** you can setup if you want to receive text notifications for any new game assignments, etc. from NISL/GameOfficials. Make sure to put in your **Device/Carrier** and **Phone #**, as well as check off any type of **Cell Notifications** you want to receive.
- 8) Click **Save (Modify User)**, and you're done!

Name, Phone
Emergency Contact Information

Name

Relationship

Phone Cell *

Device, Carrier, Types
Cell / Email Notices

New Game Emails One Per Game - One email will be sent for each new game assignment *

One Per Batch - One email will be sent for each new batch of assignments

(* In order Accept / Decline games via email or text message, this must be set to "Per Game")

Select the Carrier (Verizon, T-Mobile, Sprint, AT&T, etc) of your mobile device from the list below. If there are multiple entries and you're not sure which is correct, you can enter your information and click the "Test" link below to send a test message. **NOTE:** Your Carrier may charge for each mobile message sent from the system!

Device / Carrier

Phone # / Pin # / etc. Required if carrier selected above

(Enter the information your carrier requires in the box above)

(Send Test Msg)

Notice Type (Cell Notifications Only)

New Game Assignment (One notice per game)

Game Detail Change (Date, Time, Location)

Game Cancelled

Unassigned From Game (Removed from assignment)

If the items above are being used by an Assignor or Group, a message will be sent to your mobile device in addition to your standard email account(s).


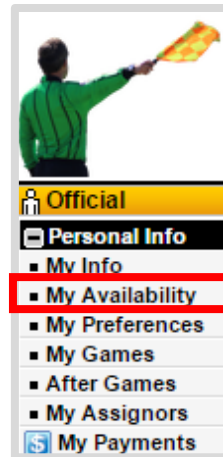
Auto Login for <http://forums.gameofficials.net>
Forum Information

Announcements, Critical Notices, Special Offers
Communication Preferences

SAVE (Modify User)

Add Your Availability:

- 1) Login at www.gameofficials.net
- 2) Go to **Personal Info > My Availability**
- 3) Use the green arrows (← →) to select a Month, or select the **Month** from the drop down menu. Any dates outlined in **blue** means there are games scheduled on that date.
- 4) Click on the calendar date you want to manage availability for.
- 5) After you click on a date, you will get the **Availability Maintenance** popup and **New Availability Entry – Official**.



Official Availability: ELIU OROZCO

← July 2015 →

Su	Mo	Tu	We	Th	Fr	Sa
28	29	30	1	2	3	4
5	6	7	8	9	10	11
12	13	14	15	16	17	18
19	20	21	22	23	24	25
26	27	28	29	30	31	1

Click any day above to add or edit Availability

July 2015 * [This Month]



(Cont...) Add Your Availability:

- 5) Check the **All Day** check box next to **Time Entry** to mark your status for the entire day. You can uncheck **Time Entry** if you wish to put in a specific hours of the day using **Start** and **End**.
- 6) For **Entry Type**, select either **Available** (i.e. you *can* work games on this date), or **Not Available** (i.e. you *cannot* work games on this date).
- If you work with different assignors in GameOfficials, you will see **Applies To**. Check the box for “**NISL**”, so you can share availability with NISL assignors.
- 5) Click **Save (Add Entry)**, and you’re done!
- You can **delete**, **copy**, **edit** any availability you have added under **Existing Availability**.

Availability Maintenance

New Availability Entry - Official

Date Entry: 06/06/2015

Time Entry: All Day

Start: 12:00 AM

End: 11:59 PM

Entry Type: Available Not Available

Show Advanced Options (Multiple Days, Notes, etc)

SAVE (Add Entry) Cancel

Official Availability: ELIU OROZCO

June 2015

Su	Mo	Tu	We	Th	Fr	Sa
31	1	2	3	4	5	6
7	8	9	10	11	12	13
14	15	16	17	18	19	20
21	22	23	24	25	26	27
28	29	30	1	2	3	4

Delete ALL Entries For Jun 2015

Click any day above to add or edit Availability

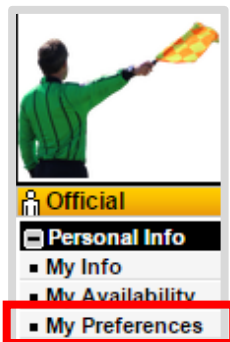
June 2015 *

Existing Availability

Type	Date	Time
• Del • Copy • Edit • ✓	6/6/15 (Sat)	All Day
• Del • Copy • Edit • ✓	6/13/15 (Sat)	All Day
• Del • Copy • Edit • ✗	6/14/15 (Sun)	All Day
• Del • Copy • Edit • ✓	6/15/15 (Mon)	All Day
• Del • Copy • Edit • ✓	6/16/15 (Tue)	All Day
• Del • Copy • Edit • ✗	6/17/15 (Wed)	All Day
• Del • Copy • Edit • ✓	6/18/15 (Thu)	All Day
• Del • Copy • Edit • ✗	6/19/15 (Fri)	8:00am to 12:00 pm
• Del • Copy • Edit • ✓	6/19/15 (Fri)	1:00pm to 5:00 pm
• Del • Copy • Edit • ✗	6/20/15 (Sat)	All Day

Choose your Club(s) and Assignor(s):

- 1) Login at www.gameofficials.net
- 2) Go to **Personal Info > My Preferences**
- 3) Click on **Working Area Preferences** to expand the view. You will see a list of NISL club names under “Area” and who the assignor responsible for the club is under “Description”.
- 4) By default, under **Working Area Preferences**, all preferences are set as **No** in red. If you want to work games for a specific club and assignor, select the radio button for **YES** in green next to their name. If you are unsure at this time, select **MAYBE** in gray. Your assignor will be able to view this information.
- 5) Click **Save (Modify Preferences)**, and you’re done!



• OFFICIALS PREFERENCES - ELIU OROZCO •

The information below only applies to this group (NISL)
(If you are a member of other groups, you may need to update this information for each group.)

Game / Team Conflicts Teams, League

League	Team	Age	Level	Gender	Notes
No Game Conflicts Defined					
Add New Game Conflict					

Working Area Preferences

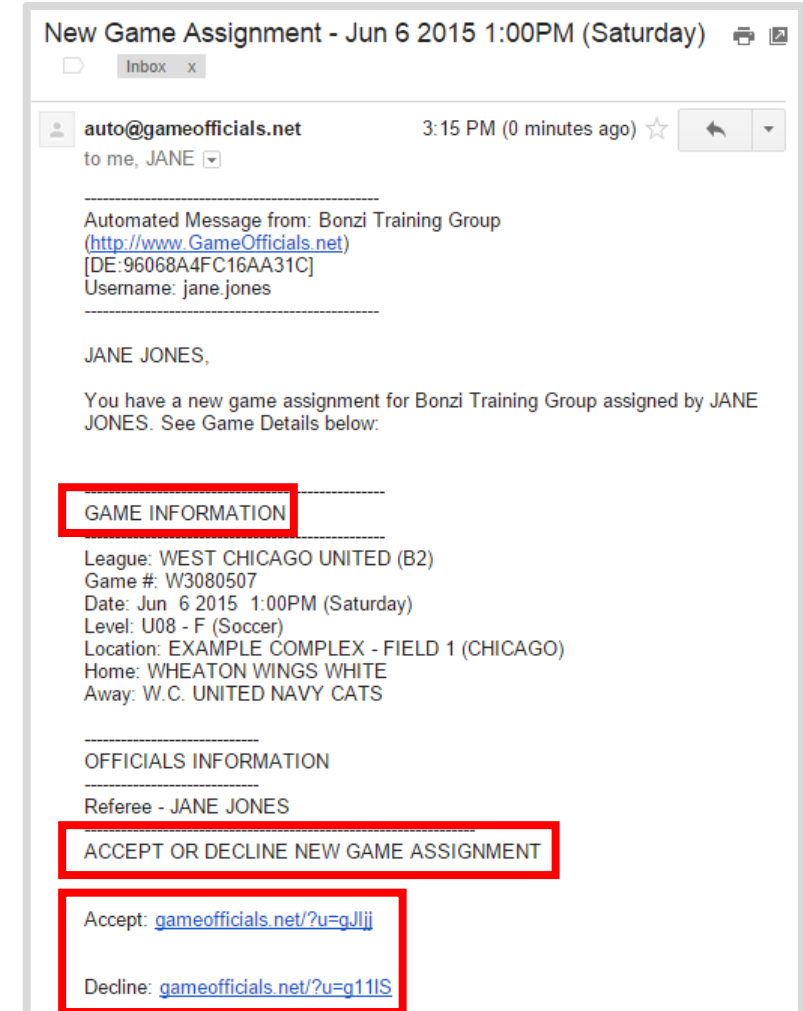
Yes	No	Maybe	Area	Description
<input checked="" type="radio"/>	<input type="radio"/>	<input type="radio"/>	AAC EAGLES (O2)	Assignor: Wally Bielecki
<input checked="" type="radio"/>	<input type="radio"/>	<input type="radio"/>	ADDISON UNITED (Q)	Assignor: Mike Kroll
<input checked="" type="radio"/>	<input type="radio"/>	<input type="radio"/>	AJAX (I2)	Assignor: Ronald Colaizzi
<input type="radio"/>	<input checked="" type="radio"/>	<input type="radio"/>	ARLINGTON ACES (C4)	Assignor: Larry Stone
<input type="radio"/>	<input type="radio"/>	<input checked="" type="radio"/>	AURORA FLAMES (K1)	Assignor: Hector Zavala

Accept or Decline Game Assignments:

By Email

New Game Assignment Email:


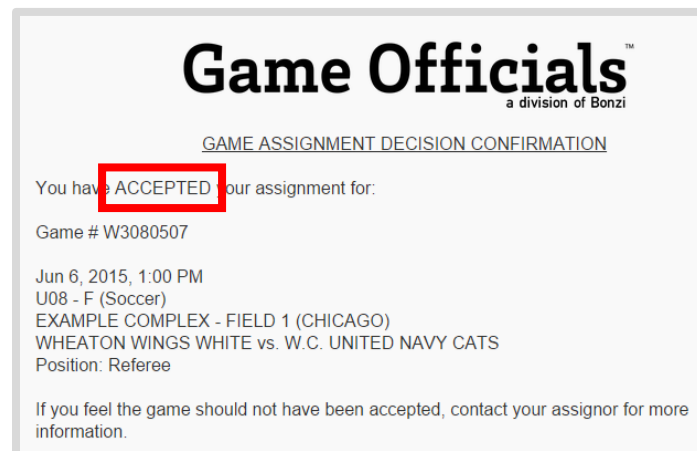

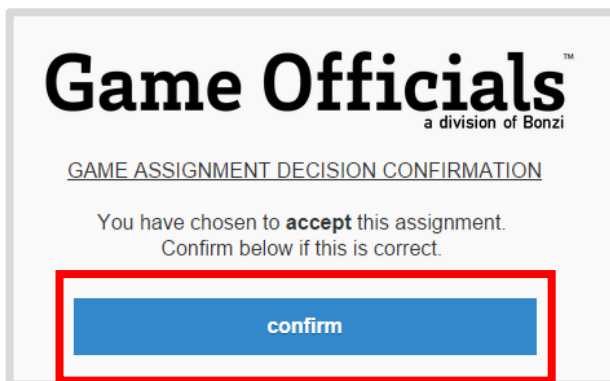
- 1) When your assignor assigns you to a game, you will receive a **New Game Assignment** email to the email address(es) that you checked off as **Auto Email** on your **My Info** page.
- Under **Game Information**, you will see game details such as: Number, Date, Time, Age, Gender, Location and Team, if available.
 - Under **Officials Information**, you will see your crew assignment position.
 - Under **Accept or Decline New Game Assignment** you will see a link for **Accept** and **Decline**. Click on the link you want to notify your assignor with.



(Cont...) Accept or Decline Game Assignments: By Email

Status Confirmation:

- 2) Once you click **ACCEPT** or **DECLINE** for your assignment, you will be taken to a page called: **Game Assignment Decision Confirmation**. It will ask that you confirm your decision.
 - 3) Click **CONFIRM**, and you're done!
- After clicking Confirm, the **Game Assignment Decision Confirmation** page that show a confirmation summary. You will also receive an **Accepted (or Declined) Game Notification** email. Your status will now be updated for your assignor in GameOfficials.

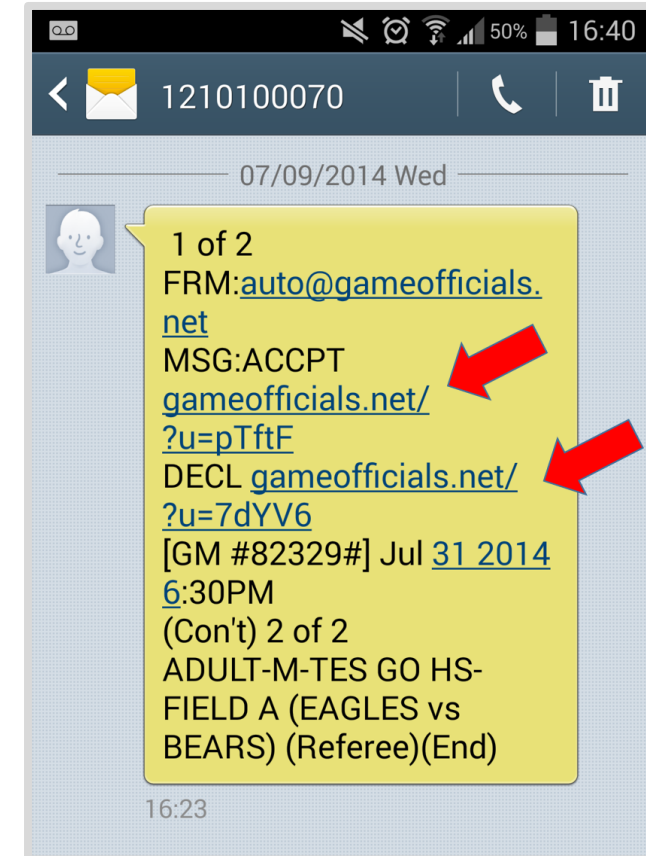


Accept or Decline Game Assignments:

By Text Message

New Game Assignment Text:

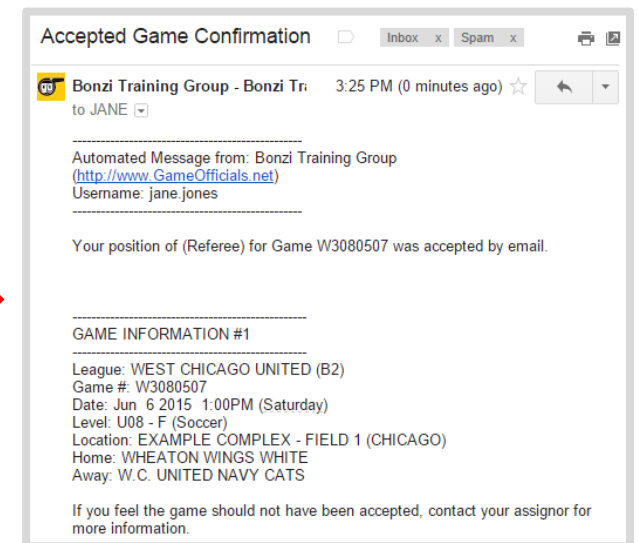

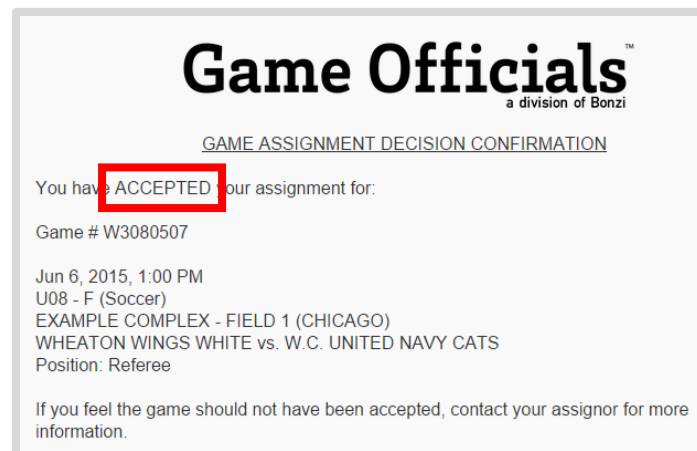
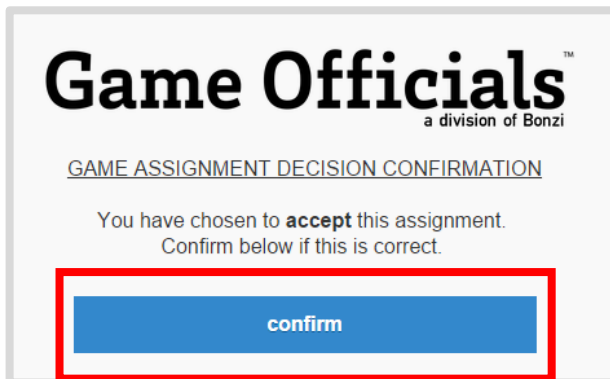
- 1) When your assignor assigns you to a game, you will receive a **New Game Assignment** text to the cell number you setup under **Cell / Email Notices** and checked off to receive **New Game Assignments** on your **My Info** page.
 - On the text, you will see game details such as: Number, Date, Time, Age, Gender, Location, Team and Crew Position, as available.
- 2) You will also see a link for **ACCPT** (Accept) and **DECL** (Decline). Click on the link you want to notify your assignor with.



(Cont...) Accept or Decline Game Assignments: By Text Message

Status Confirmation:

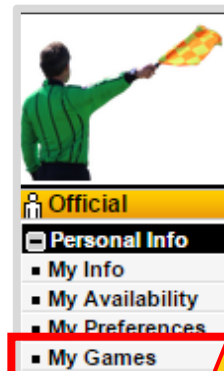
- 2) Once you click **ACCPT** or **DECL** for your assignment, you will be taken to a page called: **Game Assignment Decision Confirmation**. It will ask that you confirm your decision.
 - 3) Click **CONFIRM**, and you're done!
- After clicking Confirm, the **Game Assignment Decision Confirmation** page that show a confirmation summary. You will also receive an **Accepted (or Declined) Game Notification** email. Your status will now be updated for your assignor in GameOfficials.



Accept or Decline Game Assignments:

By logging into GameOfficials

- 1) Login at www.gameofficials.net
 - 2) Go to **Personal Info > My Games**
 - 3) On the **My Game Information** page, you can pull up games by **day, week, month**, etc.
 - 4) Under **Status**, check the box for either **Accept** or **Decline**
 - 5) Click **Save (Game Status)**, and you're done!
- Once you confirm your assignment status, you will receive an **Accepted (or Declined) Game Notification** email. Your status will now be updated for your assignor in GameOfficials.



• MY GAME INFORMATION •

• Day • Week • Month • Year • 6/6/15 (Sat) * ▾
• Not Accepted * •
 All Future Games >>
 << All (May Load Slowly) <<
< Fri, Jun 05 Saturday, Jun 6, 2015 [6/6/15] Sun, Jun 07 >
View Games From ALL Groups

Click on a date range above to view games for a specific day / week / month.
 * Click "Not Accepted" to view all of your unaccepted games.

Week #23: 6/6/15 Printable Schedule

Status	Game #	Date & Time	Level & League	Location	Teams	Pos	Officials
Accept / Decline <input checked="" type="checkbox"/> <input type="checkbox"/>	W3080507	6/6/15 1:00pm (Saturday)	U08 - F (WEST CHICAGO UN...)	EXAMPLE COMPLEX - FIELD 1 (CHICAGO)	WHEATON WINGS WHITE vs. W.C. UNITED NAVY CATS	Referee	JANE JONES

Accept All / Decline All / Clear All My position in crew

To create a vCalendar appointment for use in Outlook, Palm Desktop, etc, click the diamond vCalendar icon to the left of the game or run the **Export Schedule** report. (Click here to change your Export Settings)

SAVE Game Status


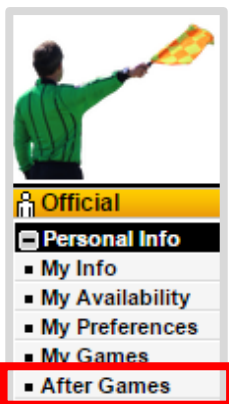
Week #23: 6/6/15 Printable Schedule

Status	Game #	Date & Time	Level & League	Location	Teams	Pos	Officials
Accepted 	W3080507	6/6/15 1:00pm (Saturday)	U08 - F (WEST CHICAGO UN...)	EXAMPLE COMPLEX - FIELD 1 (CHICAGO)	WHEATON WINGS WHITE vs. W.C. UNITED NAVY CATS	Referee	JANE JONES

Adding a Game Score:

NISL asks that all **center referees** add a game score within **48 hours** of play ending. Game scores will be made available in GameOfficials once the game has occurred.

- 1) Go to **Personal Info > After Games**
- 2) On the **After Game Information** page, you can search games by **Day, Week, Month**, etc. Once you've found the game you want to add a score to, click on the **Game Number**.



• AFTER GAME INFORMATION •

• Day • Week • Month •
Click To View Today

8/1/15 (Sat) * ▾

◀◀ All (May Load Slowly) ▶▶

◀ Fri, Jul 31 Saturday, Aug 1, 2015 [8/1/15] Sun, Aug 02 ▶

Click to view Officials Feedback

Week #31: 8/1/15

Game #	Date & Time	Level & League	Teams (Score)	Officials (Mileage)
 12345 Apprv	8/1/15 12:00pm (Saturday)	U12 - F (BSL)	??? EAGLES GIANTS	N/A 👤 - JANE JONES

• Incident Reports

(Cont...) Adding a Game Score:

- 3) On the **After Game Maintenance** page, you will see your game's details. Scroll down to **Game Score**.
- 4) Under **Final Score**, put in both the **Home Team** and **Away Team** scores.
- 5) Click **Save (Modify Game Details)**, and you're done!

• AFTER GAME MAINTENANCE •

Game Details

Game #	Date & Time	Level & League	Location	Teams	Officials
12345	8/1/15 12:00pm (Saturday)	U12 - F (BSL)	BUCKMAN FIELD - MAIN FIELD (PORTLAND, OR)	EAGLES vs. GIANTS	- JANE JONES

Game Score

Final Score

EAGLES (Home)

GIANTS (Away)

Kicks From The Mark

(Only If Applicable)

(Only If Applicable)

Do Not Post This Score

Enter the score for the Home and Away teams at the end of the game in the boxes above. If you do not know the score or are not able to post it at this time, click the "Do Not Post This Score" checkbox above.

SAVE (Modify Game Details)



Week #31: 8/1/15							
	Game #	Date & Time	Level & League	Teams (Score)		Officials (Mileage)	
	12345 <small>Apprv</small>	8/1/15 12:00pm (Saturday)	U12 - F (BSL)	3	EAGLES	N/A	- JANE JONES
				1	GIANTS		Incident Reports

Contact your Assignor for Help:

Option #1

- 1) Login at www.gameofficials.net
- 2) Go to **Personal Info > My Games**
- 3) On the **My Game Information** page, next to each **Game #**, you will see a (i) info icon. **Click** on the icon to get a popup with game details.
- 4) On the popup, below the game's details, you will see an **Assignor** listed, along with name and contact details. This is the assignor who is manages your game assignment.

Week #23: 6/6/15 Printable Schedule

Status	Game #	Date & Time	Level & League	Location	Teams	Pos	Officials
Accepted	W3080507	6/6/15 1:00pm (Saturday)	U08 - F (WEST CHICAGO UN...)	EXAMPLE COMPLEX - FIELD 1 (CHICAGO)	WHEATON WINGS WHITE vs. W.C. UNITED NAVY CATS	Referee	JANE JONES



GameOfficials.net • Game Information •

Game #W3080507 / WEST CHICAGO UNITED (B2)

Date/Time: 6/6/15 1:00pm (Sat)

Level & Sport: U08 - F (Soccer)

(i) Home: WHEATON WINGS WHITE	Score	TBD
(i) Away: W.C. UNITED NAVY CATS	Score	TBD

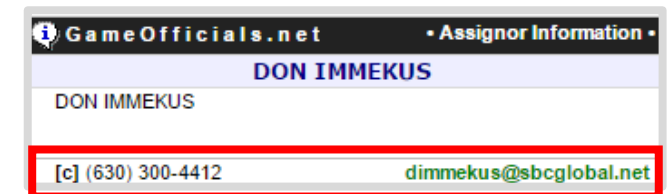
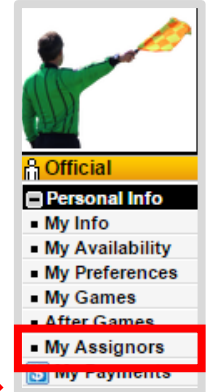
Location: EXAMPLE COMPLEX - FIELD 1 (CHICAGO)

Assignor: DON IMMEKUS
(i) [c] (630) 300-4412
dimmekus@sbcglobal.net

(Cont...) Contact your Assignor for Help:

Option #2

- 1) Login at www.gameofficials.net
- 2) Go to **Personal Info > My Assignors**
- 3) On the **My Assignors** page, under **Group** you will see **NISL: Northern Illinois Soccer League** listed.
- 4) To the right of **NISL: Northern Illinois Soccer League**, click on **View** under **Assignor(s)**.
- 5) You will get a popup of all NISL assignors. Click the (i) info icon next to your assignor to get another popup with their contact information.





NISL Payments to Officials

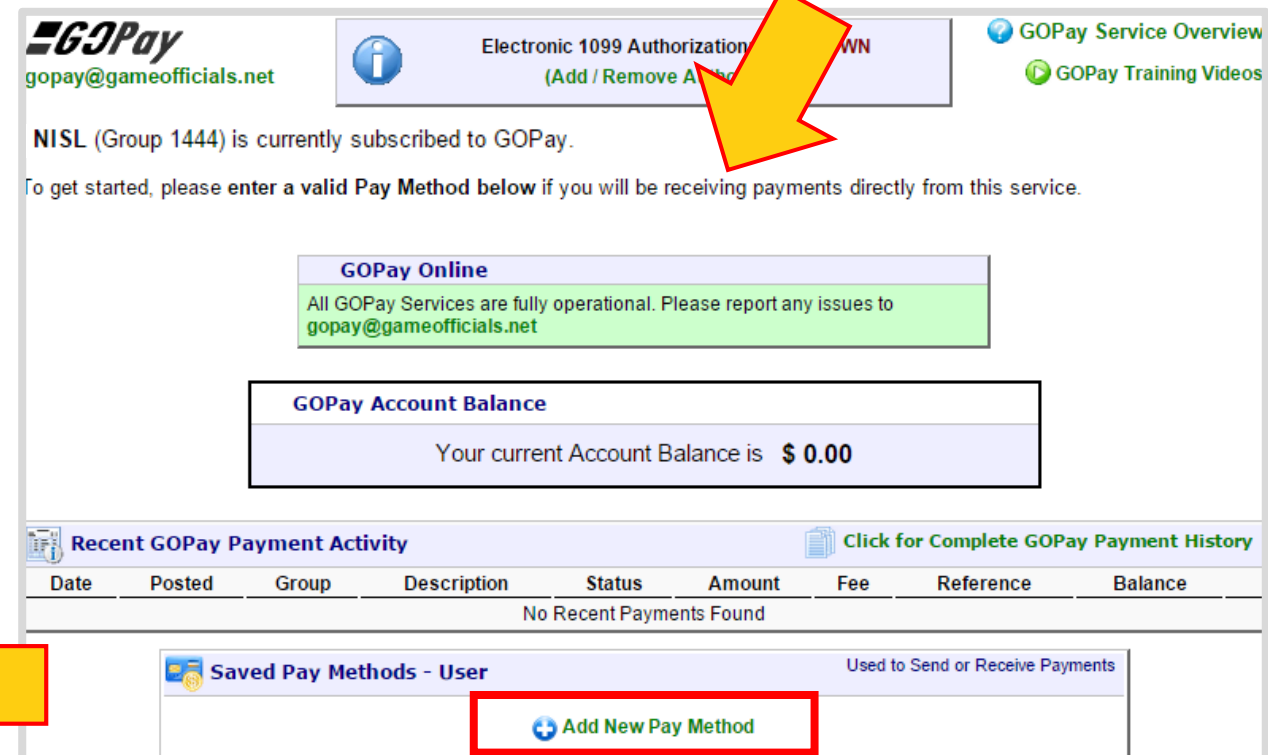
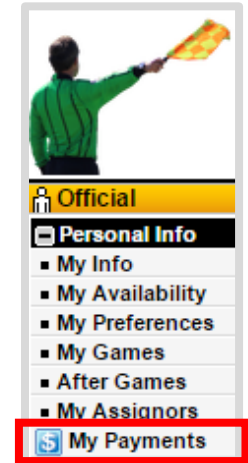
- **NISL is responsible for paying all *center referees*, plus all *Championship Division assistant referees*.** NISL manages when each payment is made. All payments to referees will be made through GameOfficials' online payment software "GoPay".
- **Individual *clubs* are responsible for paying all *assistant referees*, except for *Championship Division*.** Your local assignor will work with the club and manage when and how payments are made. Assistant referees will not be paid through "GoPay".
- **Important!** For tax purposes, please know that center referees paid by NISL through GoPay **do not** hold "employment" status with either organization, but are rather considered as "independent contractors". Please contact NISL directly with any questions on this.
- The following will be the NISL payment structure for center referees payments through GoPay, unless otherwise noted. No travel expenses shall be paid.

Center Referee and Championship Division Assistant Referee Pay Rates:

Age Groups	Amount	Age Groups	Amount
U-07 and U-08	\$35.00	U-14, U-15 and U-16	\$55.00
U-09, U-10 and U-11	\$40.00	U-17, U-18 and U-19	\$60.00
U-12 and U-13	\$45.00	Championship Division only: All Age Groups	\$50.00 (Center) \$30.00 (AR)

Setup a Pay Method in GoPay:

- 1) Login at www.gameofficials.net
- 2) Go to **Personal Info > My Payments**
- 3) You will need to fill out the **GoPay User Agreement** if this is the first time setting up GoPay. **Click on Show User Agreement**. To complete the **User Agreement**, click **I Agree**.
- 4) To setup your pay method, on your **GoPay** page, click on **Add New Pay Method**.
- 5) Under **Enter New Payment Method**, select either **Checking** or **Savings** (for Direct Deposit), or **Check by Mail**.
- 6) Click **Continue**





Thank You & Good Luck!

www.northernillinoisoccerleague.com

| www.gameofficials.net